



NYC AQUARIUM & PUBLIC WATERFRONT
International open ideas competition

VOTING PACKAGE

intro

Thank you to all of the jury members for your time and consideration. Your involvement and feedback for this competition is crucial and very much appreciated by the **arch out loud** team.

Please follow the instructions on the proceeding pages and return by the respective dates. Any questions about projects can be directed to jury administrator **Anna Pietrzak** - pietrza@gmail.com

The following is an outline of the jury process:

ROUND ONE - return by April 15th

Jurors download projects from the **arch out loud** website and list their top choices on the provided sheet.

Juror ranks four tiers, each tier with three projects - best projects in tier one.

Projects get points for the tier they're in - points are added up and top ten projects advance to the final round. If projects are tied, every project with that score will advance to the final round.

You will be notified by **April 17th** of the finalists to judge in round two. These will also be shown on the polling page described on the following pages.

ROUND TWO - return by April 23rd

Jurors select top eight projects from the finalists and record on provided sheet.

Jurors rank favorite eight projects 1 - 8, 1 being first place and so on.

Jurors provide brief statement on why they selected top three placements. This will be used for press releases.

Projects are awarded points based on their rankings. Points are totalled up and determine final standings for the competition.

Project with most points is first place winner, second most points is second place winner, third most points is third place winner. Next five in top eight total points receive an honorable mention.

**SHOW IDEAS.
SHOW CHANGE.
SHOW YOU.**

Please sign the bottom of this sheet and return along with your completed round one selection sheet.

I certify that all selections listed on both round one and round two sheets are made completely by myself without input from any other person.

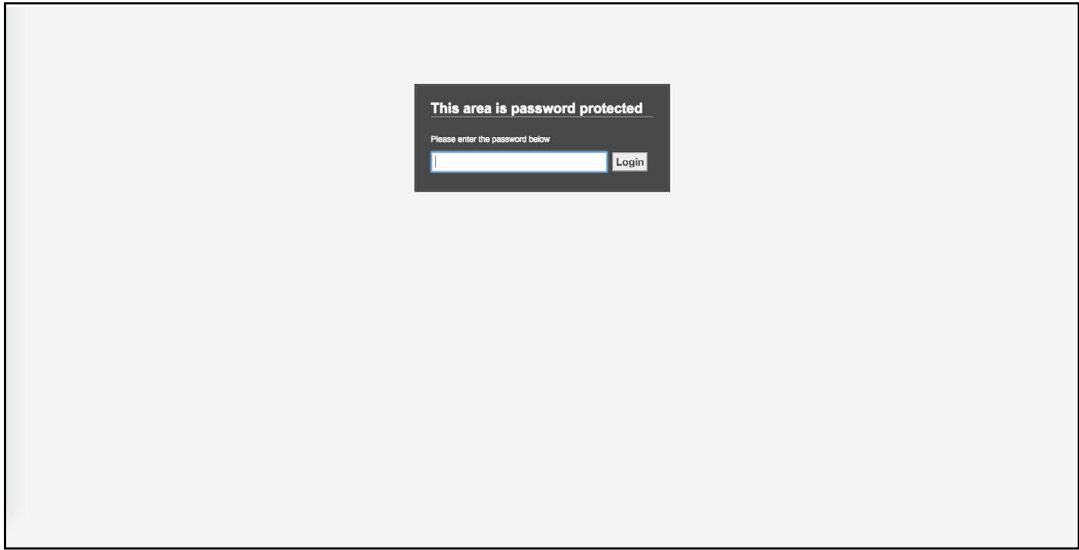
I certify that I had no connections with any of the selections listed on my sheet and was not involved with any part of the competition entries.

I agree that my name may be used as a juror who selected finalists for the NYC AQUARIUM & PUBLIC WATERFRONT competitions and that I comply with the **arch out loud** terms and conditions.

.....
SIGNATURE

.....
DATE

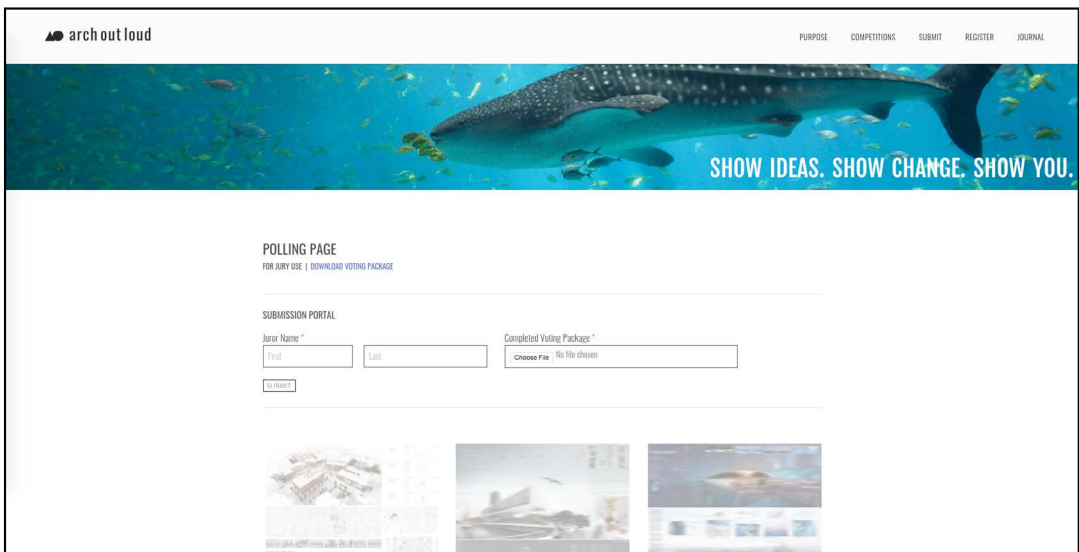
step by step instructions



STEP 1

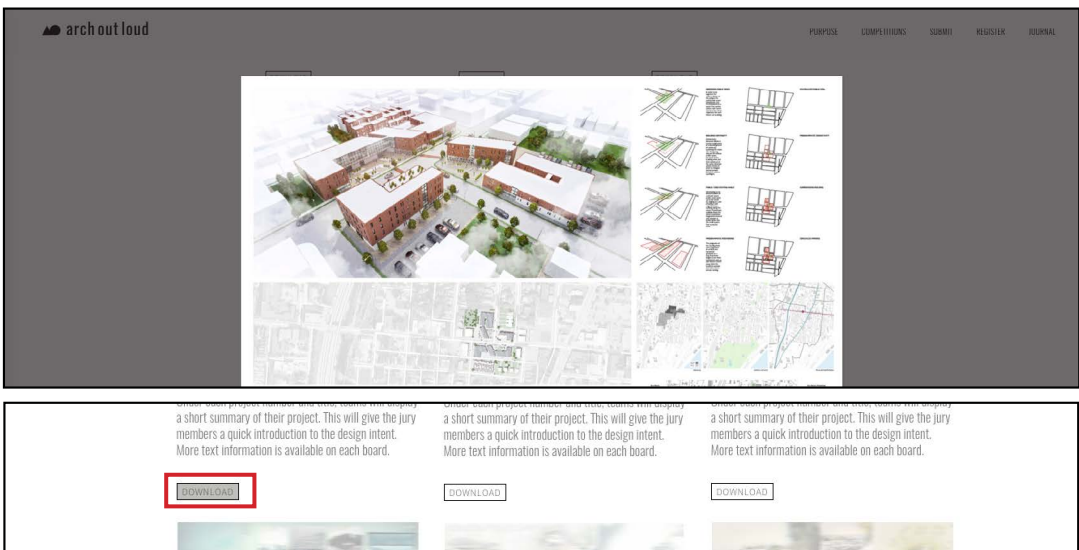
In your web browser go to:
www.archoutloud.com/polling

When prompted to type in a password please type in the password provided in the email which was previously sent to you and then click "login".



STEP 2

Once you login you will see a page with all the submitted projects. Each project has their unique ID number, title, and description listed below their board.



STEP 3

You can enlarge the board by clicking on the image or if you would like to examine at a larger size there is an option to download under each project. It is recommended that jurors view projects on large screens if they are able to.

step by step instructions

STEP 4

Jurors should look through **each** project and then fill out the following page with their selections. List the title of each project and their unique ID number.

STEP 5

After you have listed your selections please write a brief description stating why you selected the projects. You can be specific towards certain projects or just provide general comments on your selections. This is so other jury members can understand your selections as they make their picks in the final round.

STEP 6

Once finished with your selections and description please upload your completed voting package form to the portal listed underneath the title and click "submit".

PLEASE NOTE: In round two you will be follow the same procedures as in round one, however, instead of filling out tiers you will place the finalist projects according to their rank.

round one - selections

PROJECT NAME

PROJECT NUMBER

TIER 1 (BEST)

.....

.....

.....

.....

.....

.....

TIER 2

.....

.....

.....

.....

.....

.....

TIER 3

.....

.....

.....

.....

.....

.....

TIER 4

.....

.....

.....

.....

.....

.....

round one - description

DESCRIPTION OF SELECTIONS | FOR OTHER JURY MEMBERS

A series of horizontal dotted lines intended for handwritten input.

round two - selections

PROJECT NAME

PROJECT NUMBER

PICK 1 - FIRST PLACE WINNER

.....

.....

PICK 2 - SECOND PLACE WINNER

.....

.....

PICK 3 - THIRD PLACE WINNER

.....

.....

HONORABLE MENTION

.....

.....

HONORABLE MENTION

.....

.....

HONORABLE MENTION

.....

.....

HONORABLE MENTION

.....

.....

HONORABLE MENTION

.....

.....

*Picks 4 - 8 are all equal honorable mention awards and therefore do not need to be placed in a specific order.

round two - description

DESCRIPTION OF SELECTIONS | FOR COMPETITION STATEMENTS

A series of horizontal dotted lines providing a template for writing competition statements.